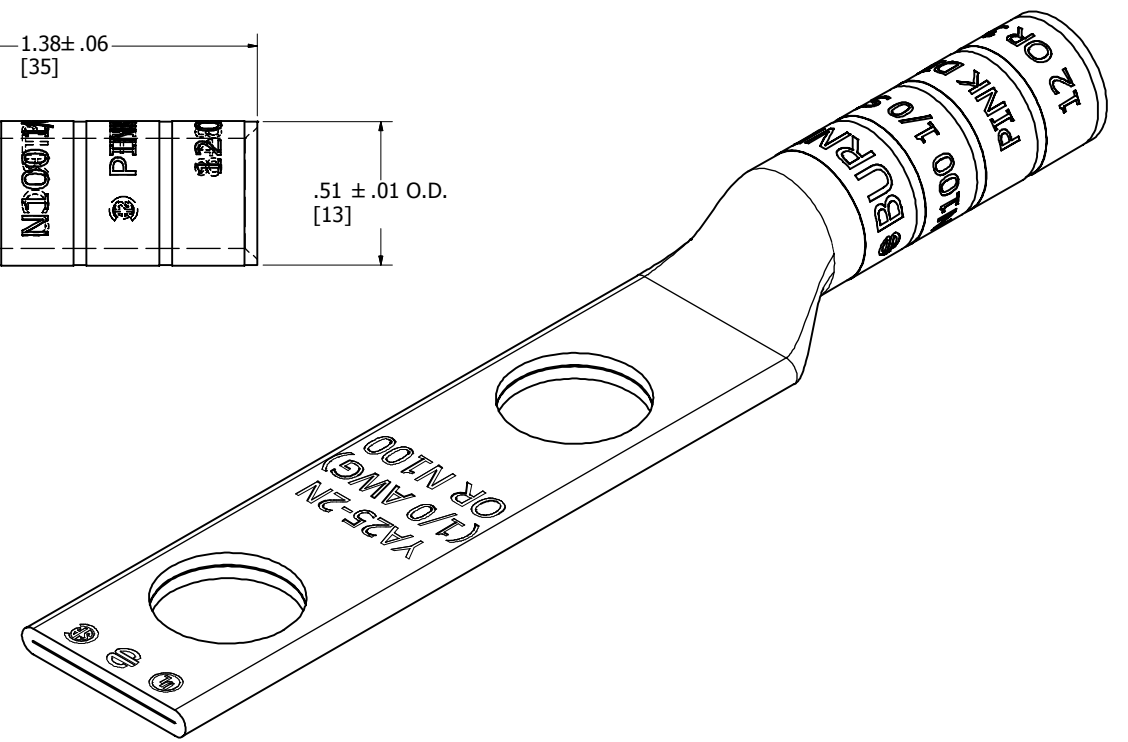
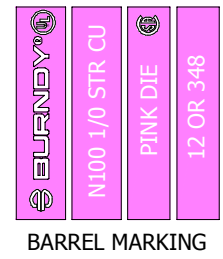
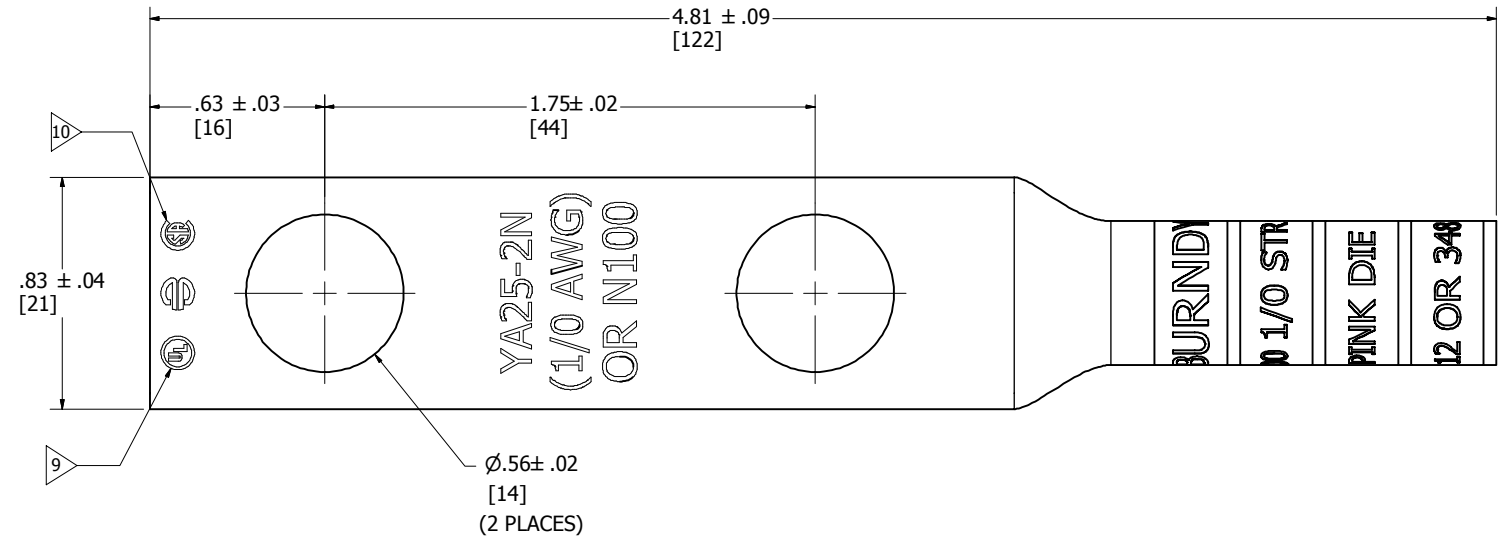


STRANDED COPPER CONDUCTOR ACCOMMODATED			BOLT SIZE	METRIC BOLT SIZE	COLOR CODE	DIE INFORMATION		MECHANICAL RATCHET					HYDRAULIC					DIELESS (# CRIMPS)	WIRE STRIP LENGTH	
CODE (AWG)	NAVY	METRIC SIZE (CLASS 2)				DIE INDEX	TYPE	YIMRTC	OUR840	MD6 MD7	MD6-R2	MD7-34R	Y34A Y34B Y34BH	Y35, Y39 Y750, BAT35 BAT750	Y46	Y45	Y48B			Y60BHU
1/0 AWG	100	----	1/2	M12	PINK	12 348	PINK DIE SET	----	X25RT (4)	W25RT (4) W25VT (4)	W25RT (4) W25VT (4)	W25RT (4) W25VT (4)	A25R (2)	U25RT (2) U2CABT (2)	U25RT (2) U2CABT (2)	U25RT (2) U2CABT (2)	----	----	MECHNAICAL: MY29-3 (2), MY29 - 11(2), MRC - 840 (4)	1 - 7/16"
							NEST	----	----	----	----	----	B25D (1) A25D (1) Y34PR	U25D-1 (1) Y34PR	U25D-1 (1) Y34PR	U25D-1 (1) Y34PR	----	----	HYDRAULIC: Y644 (1) PAT644 (1) Y81KFT - SERIES (2) Y4PC834 - SERIES (2)	
							INDENTOR	----	----	----	----	----								



NOTES:

1. MATERIAL: COPPER TUBING
2. FINISH: TIN PLATED.
3. CATALOG # PT6515 ADAPTOR IS REQUIRED TO USE "U" DIES IN Y45 SERIES TOOLS.
4. CATALOG # PUADP-1 ADAPTOR IS REQUIRED TO USE "U" DIES IN Y46 SERIES TOOLS.
5. Y35P3 INDENTOR ADAPTOR REQUIRED FOR Y34PR INDENTOR.
6. PERMANENT DIE IN TOOLING.
7. DIMENSIONS IN BRACKETS [] ARE IN MILLIMETERS ROUNDED OFF TO THE NEAREST MILLIMETER, UNLESS OTHERWISE NOTED, AND ARE FOR REFERENCE ONLY.
8. FOR USE BY CUSTOMERS THAT HAVE THIS HYPRESS™ NO NEW Y34A HYPRESS™ TOOLS ARE BEING PROCESSED. Y34A USES A--D TYPE NEST DIES.
9. CONNECTORS ARE UL LISTED.
10. CONNECTORS ARE CSA CERTIFIED.
11. "X", "W-RT", "W-VT", "U", & "L" DIE SETS ARE COLOR CODED. "A", "B", AND "C" DIES ARE NOT COLOR CODED. NESTS AND INDENTOR TYPE ARE NOT COLOR CODED.

HYLUG™			
ITEM NO: 502226			
CAT. NO: YA252N			
DRAWN BY:			
CHECKER:			
DSN APRVL:			
MFG APRVL:			
QA APRVL:			
MKT APRVL:			
PROD FAM: CM&R COMPRESSION	DRAWING NO	REV	
PROJECT #: --	SIZE	50008749	A
DOCUMENT TYPE: SALES	D	SHEET 1 OF 1	
REL LEVEL: Released			